



S1/S2/S3 Profile codes

Write down your S1 Class code

g19c5a

Write down your S2 Class code

ws2we


# Write down your S3 Class code

- 3C1                    21psv
- 3C2                    wssh0x
- 3C3                    h56at1w
- 3C4                    lf4lekn
- 3C5                    gabbbi
- 3C6                    zncvlh7
- 3C7                    v4vfyak

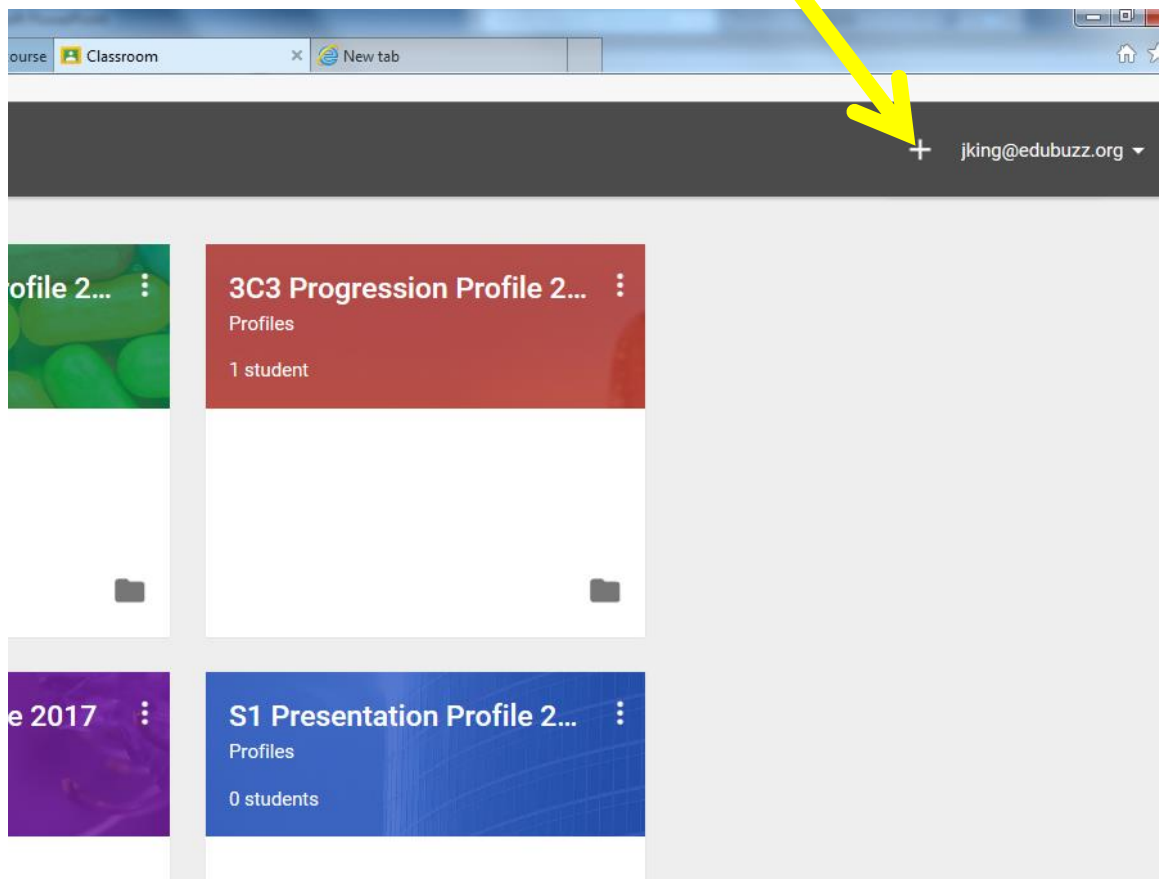
Or ask your technology teacher



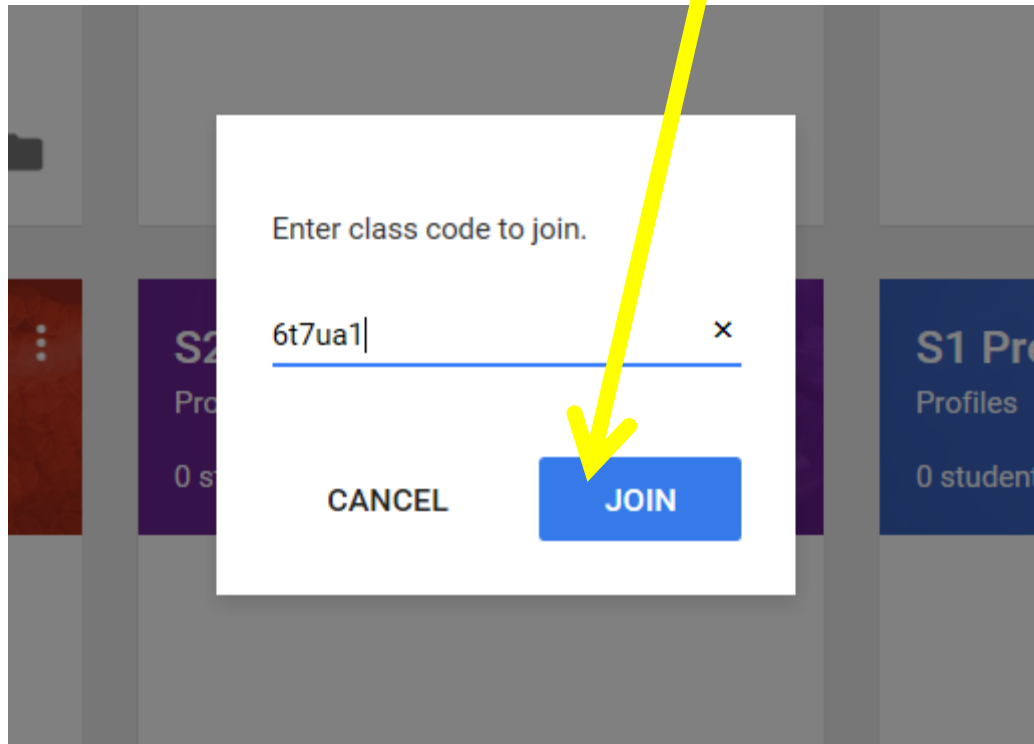
# Log onto Google Classroom



# Click to join class



# Enter your class code



Enter class code to join.

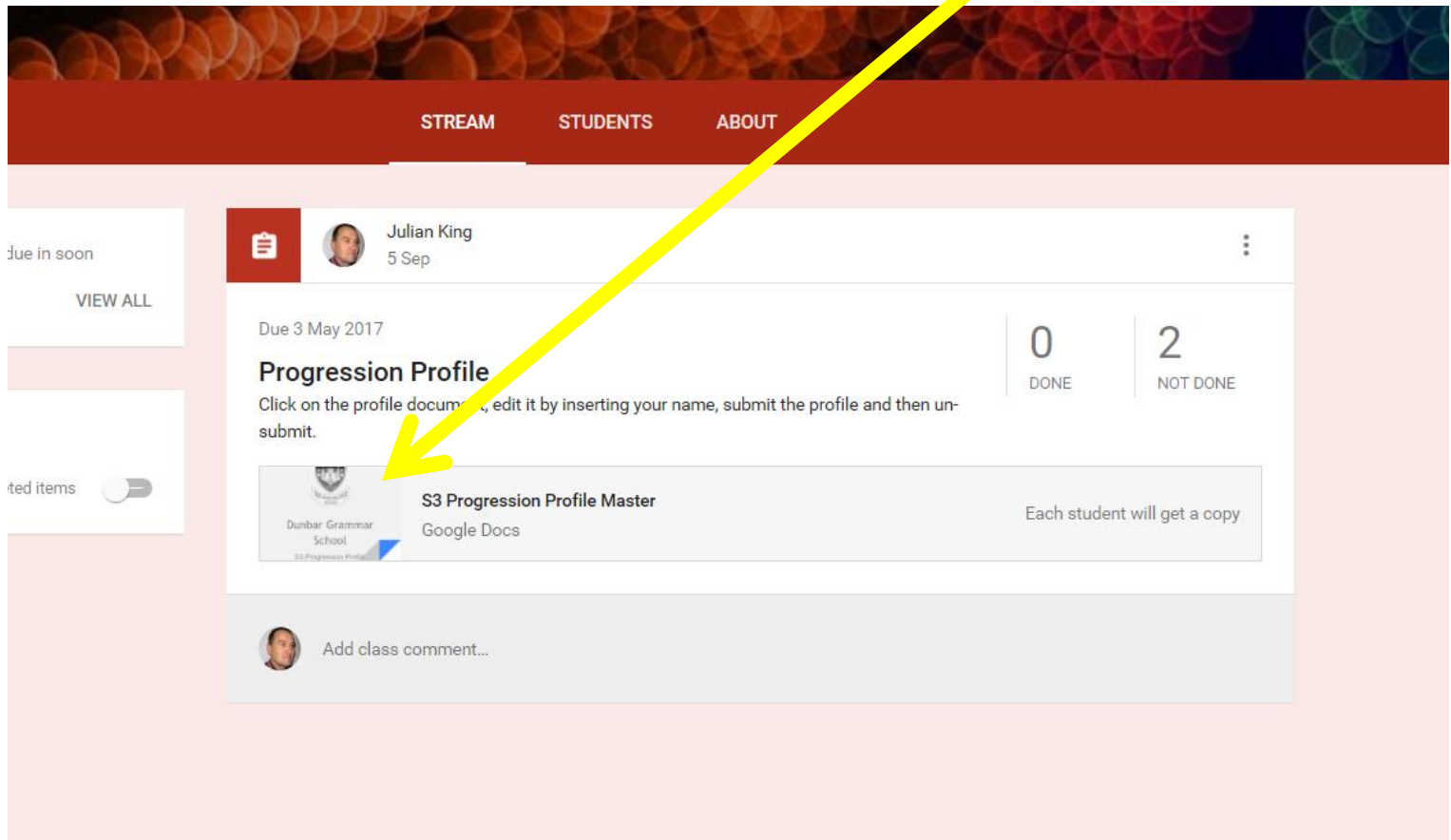
6t7ua1| ×

CANCEL JOIN

The image shows a mobile application interface with a white dialog box in the center. The dialog box contains the text "Enter class code to join." at the top. Below this is a text input field containing the alphanumeric code "6t7ua1" followed by a cursor and a small "x" icon for clearing the field. At the bottom of the dialog box are two buttons: "CANCEL" on the left and "JOIN" on the right. A yellow arrow points from the top of the page down to the "JOIN" button. The background is a blurred screenshot of a mobile app showing course listings with titles like "S2 Pro" and "S1 Pre Profiles".



# Open your S1 Profile Document




The screenshot displays a Moodle course page for 'Julian King' on '5 Sep'. The page features a navigation bar with 'STREAM', 'STUDENTS', and 'ABOUT' tabs. On the left, there are sidebars for 'due in soon' (with a 'VIEW ALL' button) and 'added items' (with a toggle switch). The main content area shows an assignment titled 'Progression Profile' due on '3 May 2017'. Below the title, instructions state: 'Click on the profile document, edit it by inserting your name, submit the profile and then un-submit.' To the right of the instructions, a progress indicator shows '0 DONE' and '2 NOT DONE'. A document link is provided: 'S3 Progression Profile Master' by 'Dunbar Grammar School' via 'Google Docs', with a note that 'Each student will get a copy'. A yellow arrow points to this document link. At the bottom, there is a comment box with a profile picture and the text 'Add class comment...'.

# Type in your name

https://docs.google.com/document/d/1on-V50tNv0I2H-zErasAX6X7Lj-8G6bW4Ke...  
DGS TECHNOLOGIES 3C1 Progression Profile 2017 Pr... Nat 5 Graphics 2017 long course S3 Progression Profile Mast... the sketch ferrary - Bing images

Progression Profile Master  
File Edit View Insert Format Tools Table Add-ons Help Last edit was 10 days ago  
Comments Share

100% Normal text Arial 11 B I U A



Dunbar Grammar  
School

S3 Progression Profile

Name:

Then you must

- Turn in
- Hand in
- Un-submit

Ask your teachers for advice on the pieces of work you should include



You can share your profile with as many teachers as you like so they can keep a check on your progress.



You can work on your profile at home, and you have until May 2020 to finish it. You can take photos of your work and upload them using the google classroom app.



You need to complete your profile by May 2020. They will be accessed by your S1 teachers who will use them as evidence of your previous learning. An awards assembly will take place and awards will be issued to pupils who have demonstrated exceptional effort and achievement.

It's all about presentation

MY BEST  
WORK YET!