

# ST MARY'S RC PRIMARY MEET THE TEACHER



Curriculum Presentation for P5/6

# GENERAL INFORMATION



- Absences: Contact school before 9:30am
- Always bring coat to school
- Please label all clothing!
- Please continue to engage in all correspondence relating to school matters, such as newsletters, emails and notes home
- Please continue to be mindful of our school guidelines around Coronavirus in order to continue making our school a safe environment



# CLASS LAYOUT




- Set seats and tables for lessons, lunchtimes and wet plays
- Labelled and individual resources for each child to avoid sharing where possible
- Individual pupil drawers for jotters and AR Book
- Topic and class work on display using our Learning Walls to promote our learning so far
- 100% Accelerated Reader wall to celebrate pupil success in reading test

# CROSS – CURRICULAR LEARNING



Our First Topic is a novel study of Michael Morpurgo's 'Kensuke's Kingdom'. It tells the story of a boy who is lost at sea and is washed up on a deserted island. On the island he befriends an elderly Japanese gentleman and a family of orang-utans.



# EXAMPLES OF OUR TOPIC LEARNING:

Cross-curricular topic work incorporates:

- Technology
- Health and Wellbeing
- RME
- Literacy
- Numeracy/Maths
- Social Studies
- Science
- Expressive Arts
- Outdoor Learning




Science: learning about displacement and surface area.



Technology – building Japanese origami yachts



ICT & Art to research and design our own yacht



Maths – Using Coordinates and Compass Points to create maps





# TOPIC WORK: KENSUKE'S KINGDOM

Maths - Topic themed questioning

Literacy - Story Writing

- Talking and Listening
- Reading/Preparation
- Character Profile

H&WB - Focus on relationships and friendships

- changing roles in groups
- Using characters to discuss our differences and uniqueness

RME - Relationships/responsibilities

Expressive Arts

- Drama : Role Play
- Link to Writing
- Art: Painting/Drawing/Poster Making

ICT - use of internet to research topic focused activities

- Powerpoint presentations to display our learning
- Scratch Coding – Michael's yacht journey

# NUMERACY & MATHEMATICS



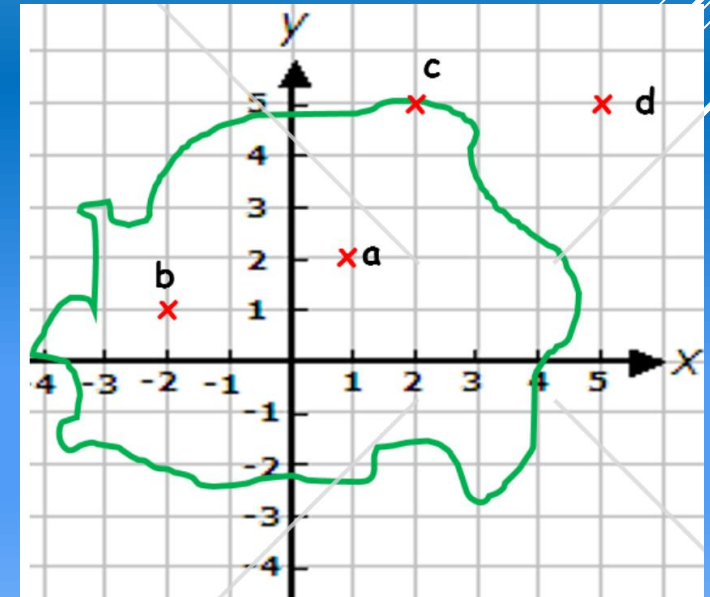
- Focus on 'Active Maths'
- Mental Maths - Number
- Number Money and Measure
- Information Handling
- Shape Position and Movement
- Parental Support

## - **Outdoor Education and Maths:**

- Measurement
- Area & Perimeter
- Angles
- Coordinates
- Compass point directions

## Resources:

- Heinemann
- Number Academy
- Function Machines
- Dice
- Cards
- Spinners
- Laptops
- Compasses
- Trundle Wheels
- Angle cards



# LITERACY



Key Words

Following text

Comprehension of text

Blooms Higher Order Questioning

Decoding using phonic knowledge and context clues

Reading Skills – Prediction, Book Review


characterisation, Inference, Deduction

Reading Policy - 4 rotated lessons a week

20 Minutes of daily AR Reading

Gold Stars on Accelerated Reader wall

to represent 100% score in test





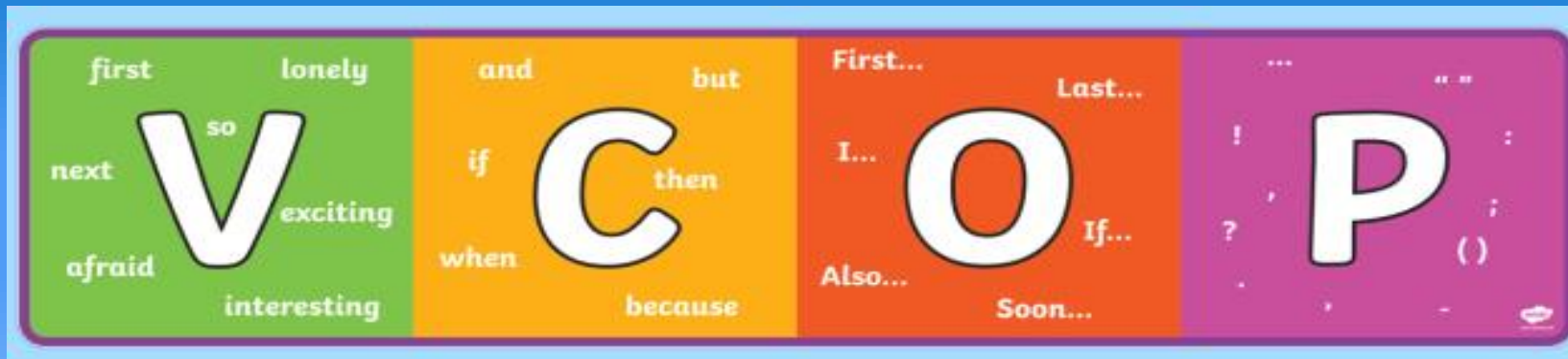
# LITERACY - WRITING



Big Writing Method:  
Personal-Imaginative-Functional  
VCOP Skills  
Preparation (Brainstorming, Groupwork,  
Story Maps, Making Resources)  
2 Stars and a Wish  
4 pieces tracked this year

Pupil-centric:

- Using laminated cards
- Thesaurus/Dictionary
- Planning/note taking
- Word banks
- Self and Peer Assessment through colour coding and success criteria
- Self checking



Vocabulary Connectors Openers Punctuation

# LITERACY - SPELLING



Spelling Words (10 given, 7 phonic and 3 common)

Topic words

Active Learning opportunities in class (Games, Handwriting and so on)

Home Learning Activities (evidence in jotters)

Weekly Spelling Test

Spelling Tracked and Results Recorded

Spellings feed into writing naturally

Nessy Online spelling programme

## Toss a Word

Toss (or roll) a ball back and forth with a partner.

You say the 1<sup>st</sup> letter, and then toss and your partner says 2<sup>nd</sup> letter, and so forth.

## Type 'Em

Type your spelling words on the computer. *Make each word have a different font.* You can even email your words to me.

## Word Search

Make a word search puzzle using your spelling words.

Use the Discovery School's online Puzzle Maker

<http://www.puzzlemaker.com>.

Then find your words!

## Trace Around

Write each of your spelling words using a pencil. Then **trace around** each word with a crayon, colored pencil, or a marker.

# LITERACY - HANDWRITING



- Handwriting practiced daily
- Promotes letter formation and neatness
- Reinforces spellings and home learning
- Transferable skill that can be carried onto jotter work and writing lessons
- This year P5/6 will also be learning keyboard skills

<http://www.bbc.co.uk/guides/z3c6tfr>



# PUPIL LEARNING FOLDERS



This year pupils will have a 'Learning Log' folder that will be sent home at different times of the year. It will detail some activities pupils are doing in class as well as examples of their work.

It will be a form of assessment for teacher and pupil alike, including a 'teacher's voice' and a 'pupil voice' through comments and pictures. It can be signed and acknowledged by parents when brought home as a way of making the school/home link more transparent.





*Thank you for your ongoing support,  
Mrs Brownen & Mrs Edwards*